

LEGNI HIGH-TECH - SCHEMI DI POSA -



ARIOSTEA
MARBLE & STONE HIGHTECH





ARIOSTEA
MARBLE&STONEHIGHTECH

LEGNI HIGH-TECH - SCHEMI DI POSA -

SPINA 3

LEGENDA MATERIALI

① ROVERE 90x11 ANT.	22,90 %
② ROVERE 90x15 ANT.	30,80 %
③ ROVERE 90x22,5 ANT.	46,30 %



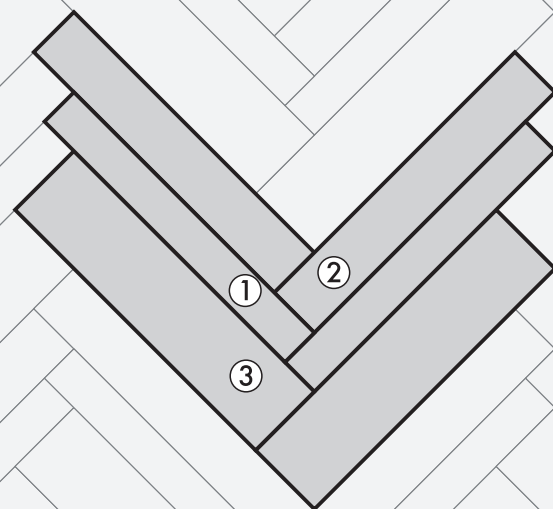
ARIOSTEA
MARBLE&STONEHIGHTECH

LEGNI HIGH-TECH
- SCHEMI DI POSA -

SPINA 3 **DIAGONALE**

LEGENDA MATERIALI

① ROVERE 90x11 ANT.	22,90 %
② ROVERE 90x15 ANT.	30,80 %
③ ROVERE 90x22,5 ANT.	46,30 %





ARIOSTEA
MARBLE&STONEHIGHTECH

LEGNI HIGH-TECH - SCHEMI DI POSA -

TOLDA 3

LEGENDA MATERIALI

① ROVERE 90x11 ANT.	22,90 %
② ROVERE 90x15 ANT.	30,80 %
③ ROVERE 90x22,5 ANT.	46,30 %



ARIOSTEA
MARBLE&STONEHIGHTECH

**LEGNI HIGH-TECH
- SCHEMI DI POSA -**

TOLDA 3 DIAGONALE

LEGENDA MATERIALI

① ROVERE 90x11 ANT.	22,90 %
② ROVERE 90x15 ANT.	30,80 %
③ ROVERE 90x22,5 ANT.	46,30 %



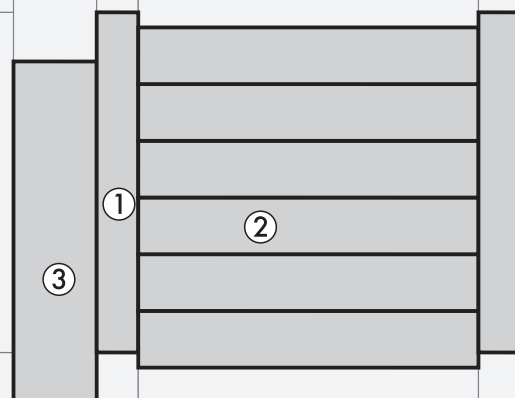
ARIOSTEA
MARBLE&STONEHIGHTECH

LEGNI HIGH-TECH - SCHEMI DI POSA -

SPA 3

LEGENDA MATERIALI

① ROVERE 90x11 ANT.	16,30 %
② ROVERE 90x15 ANT.	66,90 %
③ ROVERE 90x22,5 ANT.	16,80 %






ARIOSTEA
MARBLE&STONEHIGHTECH

**LEGNI HIGH-TECH
- SCHEMI DI POSA -**

SPA 3 DIAGONALE

LEGENDA MATERIALI

① ROVERE 90x11 ANT.	16,30 %
② ROVERE 90x15 ANT.	66,90 %
③ ROVERE 90x22,5 ANT.	16,80 %



ARIOSTEA
MARBLE&STONEHIGHTECH

LEGNI HIGH-TECH - SCHEMI DI POSA -

SPINA 2

LEGENDA MATERIALI

- | | |
|-----------------------|---------|
| ① ROVERE 90x15 ANT. | 40,00 % |
| ② ROVERE 90x22,5 ANT. | 60,00 % |



ARIOSTEA
MARBLE&STONEHIGHTECH

**LEGNI HIGH-TECH
- SCHEMI DI POSA -**

SPINA 2 DIAGONALE

LEGENDA MATERIALI

- | | |
|-----------------------|---------|
| ① ROVERE 90x15 ANT. | 40,00 % |
| ② ROVERE 90x22,5 ANT. | 60,00 % |



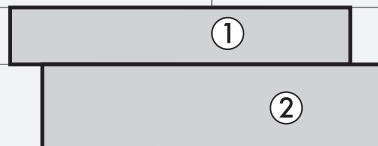
ARIOSTEA
MARBLE&STONEHIGHTECH


LEGNI HIGH-TECH - SCHEMI DI POSA -

TOLDA 2

LEGENDA MATERIALI

- | | |
|-----------------------|---------|
| ① ROVERE 90x15 ANT. | 40,00 % |
| ② ROVERE 90x22,5 ANT. | 60,00 % |





ARIOSTEA
MARBLE&STONEHIGHTECH

LEGNI HIGH-TECH
- SCHEMI DI POSA -

TOLDA 2 **DIAGONALE**

LEGENDA MATERIALI

- | | |
|-----------------------|---------|
| ① ROVERE 90x15 ANT. | 40,00 % |
| ② ROVERE 90x22,5 ANT. | 60,00 % |



ARIOSTEA
MARBLE&STONEHIGHTECH

**LEGNI HIGH-TECH
- SCHEMI DI POSA -**

SPINA 11

LEGENDA MATERIALI

① ROVERE 90x11 ANT. 100,00 %



ARIOSTEA
MARBLE&STONEHIGHTECH

LEGNI HIGH-TECH
- SCHEMI DI POSA -

SPINA 11 **DIAGONALE**

LEGENDA MATERIALI

① ROVERE 90x11 ANT. 100,00 %



ARIOSTEA
MARBLE&STONEHIGHTECH

**LEGNI HIGH-TECH
- SCHEMI DI POSA -**

CASSERO 15

LEGENDA MATERIALI

① ROVERE 90x15 ANT. 100,00 %



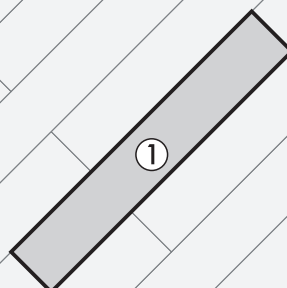
ARIOSTEA
MARBLE&STONEHIGHTECH

**LEGNI HIGH-TECH
- SCHEMI DI POSA -**

CASSERO 15 DIAGONALE

LEGENDA MATERIALI

① ROVERE 90x15 ANT. 100,00 %





ARIOSTEA
MARBLE&STONEHIGHTECH

**LEGNI HIGH-TECH
- SCHEMI DI POSA -**

TOLDA 22

LEGENDA MATERIALI

① ROVERE 90x22,5 ANT. 100,00 %






ARIOSTEA
MARBLE&STONEHIGHTECH

**LEGNI HIGH-TECH
- SCHEMI DI POSA -**

TOLDA 22 DIAGONALE

LEGENDA MATERIALI

① ROVERE 90x22,5 ANT. 100,00 %



ARIOSTEA
MARBLE&STONEHIGHTECH

LEGNI HIGH-TECH - SCHEMI DI POSA -

GARDEN 11

LEGENDA MATERIALI

① ROVERE 90x11 ANT. 100,00 %

*N.B.
BISOGNA CONSIDERARE UNA FUGA DI 2 mm.*



ARIOSTEA
MARBLE&STONEHIGHTECH

**LEGNI HIGH-TECH
- SCHEMI DI POSA -**

GARDEN 11 DIAGONALE

LEGENDA MATERIALI

① ROVERE 90x11 ANT. 100,00 %

*N.B.
BISOGNA CONSIDERARE UNA FUGA DI 2 mm.*



ARIOSTEA
MARBLE&STONEHIGHTECH

**LEGNI HIGH-TECH
- SCHEMI DI POSA -**

GARDEN 15

LEGENDA MATERIALI

① ROVERE 90x15 ANT. 100,00 %

*N.B.
BISOGNA CONSIDERARE UNA FUGA DI 2 mm.*



ARIOSTEA
MARBLE&STONEHIGHTECH

LEGNI HIGH-TECH
- SCHEMI DI POSA -

GARDEN 15

DIAGONALE

LEGENDA MATERIALI

① ROVERE 90x15 ANT. 100,00 %

N.B.
BISOGNA CONSIDERARE UNA FUGA DI 2 mm.



ARIOSTEA
MARBLE&STONEHIGHTECH

**LEGNI HIGH-TECH
- SCHEMI DI POSA -**

GARDEN 22

LEGENDA MATERIALI

① ROVERE 90X22,5 ANT. 100,00 %

*N.B.
BISOGNA CONSIDERARE UNA FUGA DI 2 mm.*



ARIOSTEA
MARBLE&STONEHIGHTECH

LEGNI HIGH-TECH
- SCHEMI DI POSA -

GARDEN 22

DIAGONALE

LEGENDA MATERIALI

① ROVERE 90x22,5 ANT. 100,00 %

N.B.
BISOGNA CONSIDERARE UNA FUGA DI 2 mm.



ARIOSTEA
MARBLE & STONE HIGHTECH

VIA CIMABUE, 20
42014 CASTELLARANO
(RE) ITALY
tel. +39 0536 816811

fax Italia
+39 0536 816838

fax export
+39 0536 816858

mktg@ariostea.it
www.ariostea.it

